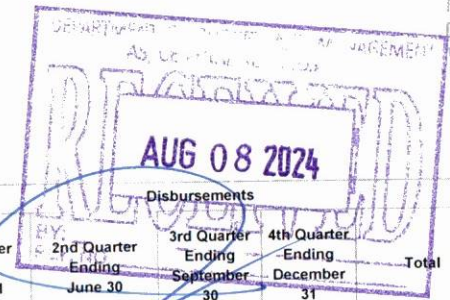


**STATEMENT OF APPROVED BUDGET, UTILIZATIONS, DISBURSEMENTS AND BALANCES**  
 (For Off-Budgetary Funds)  
 As at the Quarter Ending June 30, 2024

Department : Department of Labor and Employment (DOLE)  
 Agency/Entity : Technical Education and Skills Development Authority  
 Region : ALL  
 Division : ALL  
 Operating Unit : ALL  
 Fund Cluster : 05 - Internally Generated Funds  
 (e.g. UACS Fund Cluster: 05-Internally Generated Funds and 06-Business Related Funds)

DO. MISSION CREDIT RECEIVED BY: [Signature]  
 DATE: 8/7/24  
 TIME: 10:29A

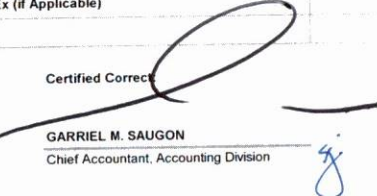



Particulars	UACS CODE	Approved Budget			Utilizations					Disbursements					Unutilized Budget	Balances		
		Approved Budgeted Revenue	Adjustments (Reductions, Modifications/ Augmentations)	Adjusted Budgeted Revenue	1st Quarter Ending March 31	2nd Quarter Ending June 30	3rd Quarter Ending September 30	4th Quarter Ending December 31	Total	1st Quarter Ending March 31	2nd Quarter Ending June 30	3rd Quarter Ending September 30	4th Quarter Ending December 31	Total		Unpaid Obligations (10-15)=(17+18)	Due and Demandable	Not Yet Due and Demandable
General Administration and Support	1000000000000000	6,030,000.00	0.00	6,030,000.00	399,217.00	696,459.27	0.00	0.00	1,095,676.27	399,217.00	696,459.27	0.00	0.00	1,095,676.27	4,934,323.73	0.00	0.00	
General Management and Supervision	100000100001000	6,030,000.00	0.00	6,030,000.00	399,217.00	696,459.27	0.00	0.00	1,095,676.27	399,217.00	696,459.27	0.00	0.00	1,095,676.27	4,934,323.73	0.00	0.00	
PS		0.00	0.00	0.00	0.00	0.00	0.00	0.00	0.00	0.00	0.00	0.00	0.00	0.00	0.00	0.00	0.00	
MOOE		4,030,000.00	0.00	4,030,000.00	399,217.00	696,459.27	0.00	0.00	1,095,676.27	399,217.00	696,459.27	0.00	0.00	1,095,676.27	2,934,323.73	0.00	0.00	
FinEx (if Applicable)		0.00	0.00	0.00	0.00	0.00	0.00	0.00	0.00	0.00	0.00	0.00	0.00	0.00	0.00	0.00	0.00	
CO		2,000,000.00	0.00	2,000,000.00	0.00	0.00	0.00	0.00	0.00	0.00	0.00	0.00	0.00	0.00	2,000,000.00	0.00	0.00	
Sub-Total, General Administration and Support		6,030,000.00	0.00	6,030,000.00	399,217.00	696,459.27	0.00	0.00	1,095,676.27	399,217.00	696,459.27	0.00	0.00	1,095,676.27	4,934,323.73	0.00	0.00	
PS		0.00	0.00	0.00	0.00	0.00	0.00	0.00	0.00	0.00	0.00	0.00	0.00	0.00	0.00	0.00	0.00	
MOOE		4,030,000.00	0.00	4,030,000.00	399,217.00	696,459.27	0.00	0.00	1,095,676.27	399,217.00	696,459.27	0.00	0.00	1,095,676.27	2,934,323.73	0.00	0.00	
FinEx (if Applicable)		0.00	0.00	0.00	0.00	0.00	0.00	0.00	0.00	0.00	0.00	0.00	0.00	0.00	0.00	0.00	0.00	
CO		2,000,000.00	0.00	2,000,000.00	0.00	0.00	0.00	0.00	0.00	0.00	0.00	0.00	0.00	0.00	2,000,000.00	0.00	0.00	
Operations	3000000000000000	225,009,214.78	3,622,590.00	228,631,804.78	65,248,401.04	57,847,627.24	0.00	0.00	123,096,028.28	64,804,400.26	57,795,193.85	0.00	0.00	122,599,594.11	105,535,776.50	71,200.00	425,234.17	
OO Employmentability increased and / or enhanced	3100000000000000	225,009,214.78	3,622,590.00	228,631,804.78	65,248,401.04	57,847,627.24	0.00	0.00	123,096,028.28	64,804,400.26	57,795,193.85	0.00	0.00	122,599,594.11	105,535,776.50	71,200.00	425,234.17	
TECHNICAL EDUCATION AND SKILLS DEVELOPMENT POLICY PROGRAM	3101000000000000	2,526,116.10	0.00	2,526,116.10	1,579,890.77	946,225.33	0.00	0.00	2,526,116.10	1,579,890.77	946,225.33	0.00	0.00	2,526,116.10	0.00	0.00	0.00	
Formulation of Technical Education and Skills Development Policies, Plans and Programs	310100100001000	2,526,116.10	0.00	2,526,116.10	1,579,890.77	946,225.33	0.00	0.00	2,526,116.10	1,579,890.77	946,225.33	0.00	0.00	2,526,116.10	0.00	0.00	0.00	
PS		0.00	0.00	0.00	0.00	0.00	0.00	0.00	0.00	0.00	0.00	0.00	0.00	0.00	0.00	0.00	0.00	
MOOE		220,609,214.78	3,622,590.00	224,231,804.78	65,248,401.04	57,588,739.24	0.00	0.00	122,837,140.28	64,804,400.26	57,536,305.85	0.00	0.00	122,340,706.11	101,394,664.50	71,200.00	425,234.17	
FinEx (if Applicable)		0.00	0.00	0.00	0.00	0.00	0.00	0.00	0.00	0.00	0.00	0.00	0.00	0.00	0.00	0.00	0.00	
CO		4,400,000.00	0.00	4,400,000.00	0.00	258,888.00	0.00	0.00	258,888.00	0.00	258,888.00	0.00	0.00	258,888.00	4,141,112.00	0.00	0.00	
TECHNICAL EDUCATION AND SKILLS DEVELOPMENT REGULATORY PROGRAM	3102000000000000	17,472,160.68	0.00	17,472,160.68	1,705,268.70	2,544,940.28	0.00	0.00	4,250,208.98	1,705,268.70	2,544,940.28	0.00	0.00	4,250,208.98	13,221,951.70	0.00	0.00	
Development, Implementation, Monitoring and Evaluation of Quality Assurance for Technical Education and Skills Development Provision	310200100001000	10,472,160.68	0.00	10,472,160.68	1,705,268.70	2,271,940.28	0.00	0.00	3,977,208.98	1,705,268.70	2,271,940.28	0.00	0.00	3,977,208.98	6,494,951.70	0.00	0.00	
PS		0.00	0.00	0.00	0.00	0.00	0.00	0.00	0.00	0.00	0.00	0.00	0.00	0.00	0.00	0.00	0.00	
MOOE		220,609,214.78	3,622,590.00	224,231,804.78	65,248,401.04	57,588,739.24	0.00	0.00	122,837,140.28	64,804,400.26	57,536,305.85	0.00	0.00	122,340,706.11	101,394,664.50	71,200.00	425,234.17	
FinEx (if Applicable)		0.00	0.00	0.00	0.00	0.00	0.00	0.00	0.00	0.00	0.00	0.00	0.00	0.00	0.00	0.00	0.00	
CO		4,400,000.00	0.00	4,400,000.00	0.00	258,888.00	0.00	0.00	258,888.00	0.00	258,888.00	0.00	0.00	258,888.00	4,141,112.00	0.00	0.00	
Development, Implementation, Monitoring, and Evaluation of Assessment and Certification Systems	310200100002000	7,000,000.00	0.00	7,000,000.00	0.00	273,000.00	0.00	0.00	273,000.00	0.00	273,000.00	0.00	0.00	273,000.00	6,727,000.00	0.00	0.00	




Department : Department of Labor and Employment (DOLE)  
 Agency/Entity : Technical Education and Skills Development Authority  
 Region : ALL  
 Division : ALL  
 Operating Unit : ALL  
 Fund Cluster : 05 - Internally Generated Funds  
 (e.g. UACS Fund Cluster: 05-Internally Generated Funds and 06-Business Related Funds)

Particulars	UACS CODE	Approved Budget			Utilizations						Disbursements				Balances		
		Approved Budgeted Revenue	Adjustments (Reductions, Modifications/Augmentations)	Adjusted Budgeted Revenue	1st Quarter Ending March 31	2nd Quarter Ending June 30	3rd Quarter Ending September 30	4th Quarter Ending December 31	Total	1st Quarter Ending March 31	2nd Quarter Ending June 30	3rd Quarter Ending September 30	4th Quarter Ending December 31	Total	Unutilized Budget	Unpaid Obligations (10-15)=(17+18)	
																Due and Demandable	Not Yet Due and Demandable
1	2	3	4	5=[(3+(-)4)]	6	7	8	9	10=(6+7+8+9)	11	12	13	14	15=(11+12+13+14)	16=(5-10)	17	18
PS		0.00	0.00	0.00	0.00	0.00	0.00	0.00	0.00	0.00	0.00	0.00	0.00	0.00	0.00	0.00	0.00
MOOE		220,609,214.78	3,622,590.00	224,231,804.78	65,248,401.04	57,588,739.24	0.00	0.00	122,837,140.28	64,804,400.26	57,536,305.85	0.00	0.00	122,340,706.11	101,394,664.50	71,200.00	425,234.17
FinEx (if Applicable)		0.00	0.00	0.00	0.00	0.00	0.00	0.00	0.00	0.00	0.00	0.00	0.00	0.00	0.00	0.00	0.00
CO		4,400,000.00	0.00	4,400,000.00	0.00	258,888.00	0.00	0.00	258,888.00	0.00	258,888.00	0.00	0.00	258,888.00	4,141,112.00	0.00	0.00
TECHNICAL EDUCATION AND SKILLS DEVELOPMENT PROGRAM	3103000000000000	205,010,938.00	3,622,590.00	208,633,528.00	61,963,241.57	54,356,461.63	0.00	0.00	116,319,703.20	61,519,240.79	54,304,028.24	0.00	0.00	115,823,269.03	92,313,824.80	71,200.00	425,234.17
Promotion, Development and Implementation of Quality Technical Education and Skills Development Programs	310300100001000	173,010,938.00	3,622,590.00	176,633,528.00	47,922,441.47	49,208,047.46	0.00	0.00	97,130,488.93	47,478,440.69	49,155,614.07	0.00	0.00	96,634,054.76	79,503,039.07	71,200.00	425,234.17
PS		0.00	0.00	0.00	0.00	0.00	0.00	0.00	0.00	0.00	0.00	0.00	0.00	0.00	0.00	0.00	0.00
MOOE		220,609,214.78	3,622,590.00	224,231,804.78	65,248,401.04	57,588,739.24	0.00	0.00	122,837,140.28	64,804,400.26	57,536,305.85	0.00	0.00	122,340,706.11	101,394,664.50	71,200.00	425,234.17
FinEx (if Applicable)		0.00	0.00	0.00	0.00	0.00	0.00	0.00	0.00	0.00	0.00	0.00	0.00	0.00	0.00	0.00	0.00
CO		4,400,000.00	0.00	4,400,000.00	0.00	258,888.00	0.00	0.00	258,888.00	0.00	258,888.00	0.00	0.00	258,888.00	4,141,112.00	0.00	0.00
Promotion, Development, Implementation, Monitoring, and Evaluation of Technical Education and Skills Development Scholarship and Student Assistance	310300100002000	32,000,000.00	0.00	32,000,000.00	14,040,800.10	5,148,414.17	0.00	0.00	19,189,214.27	14,040,800.10	5,148,414.17	0.00	0.00	19,189,214.27	12,810,785.73	71,200.00	425,234.17
PS		0.00	0.00	0.00	0.00	0.00	0.00	0.00	0.00	0.00	0.00	0.00	0.00	0.00	0.00	0.00	0.00
MOOE		220,609,214.78	3,622,590.00	224,231,804.78	65,248,401.04	57,588,739.24	0.00	0.00	122,837,140.28	64,804,400.26	57,536,305.85	0.00	0.00	122,340,706.11	101,394,664.50	71,200.00	425,234.17
FinEx (if Applicable)		0.00	0.00	0.00	0.00	0.00	0.00	0.00	0.00	0.00	0.00	0.00	0.00	0.00	0.00	0.00	0.00
CO		4,400,000.00	0.00	4,400,000.00	0.00	258,888.00	0.00	0.00	258,888.00	0.00	258,888.00	0.00	0.00	258,888.00	4,141,112.00	0.00	0.00
Sub-Total, Operations		225,009,214.78	3,622,590.00	228,631,804.78	65,248,401.04	57,847,627.24	0.00	0.00	123,096,028.28	64,804,400.26	57,795,193.85	0.00	0.00	122,599,594.11	105,535,776.50	71,200.00	425,234.17
PS		0.00	0.00	0.00	0.00	0.00	0.00	0.00	0.00	0.00	0.00	0.00	0.00	0.00	0.00	0.00	0.00
MOOE		220,609,214.78	3,622,590.00	224,231,804.78	65,248,401.04	57,588,739.24	0.00	0.00	122,837,140.28	64,804,400.26	57,536,305.85	0.00	0.00	122,340,706.11	101,394,664.50	71,200.00	425,234.17
FinEx (if Applicable)		0.00	0.00	0.00	0.00	0.00	0.00	0.00	0.00	0.00	0.00	0.00	0.00	0.00	0.00	0.00	0.00
CO		4,400,000.00	0.00	4,400,000.00	0.00	258,888.00	0.00	0.00	258,888.00	0.00	258,888.00	0.00	0.00	258,888.00	4,141,112.00	0.00	0.00
GRAND TOTAL		231,039,214.78	3,622,590.00	234,661,804.78	65,647,618.04	58,544,086.51	0.00	0.00	124,191,704.55	65,203,617.26	58,491,653.12	0.00	0.00	123,695,270.38	110,470,100.23	71,200.00	425,234.17
PS		0.00	0.00	0.00	0.00	0.00	0.00	0.00	0.00	0.00	0.00	0.00	0.00	0.00	0.00	0.00	0.00
MOOE		224,639,214.78	3,622,590.00	228,261,804.78	65,647,618.04	58,285,198.51	0.00	0.00	123,932,816.55	65,203,617.26	58,232,765.12	0.00	0.00	123,436,382.38	104,328,988.23	71,200.00	425,234.17
FinEx (if Applicable)		0.00	0.00	0.00	0.00	0.00	0.00	0.00	0.00	0.00	0.00	0.00	0.00	0.00	0.00	0.00	0.00
CO		6,400,000.00	0.00	6,400,000.00	0.00	258,888.00	0.00	0.00	258,888.00	0.00	258,888.00	0.00	0.00	258,888.00	6,141,112.00	0.00	0.00

Certified Correct  
  
 GARRIEL M. SAUGON  
 Chief Accountant, Accounting Division

Recommending Approval By:  
  
 MA. MAGDALENA P. BUTAD  
 Director IV, FMS

Approved By:  
  
 VIDAL D. CANUEVA III  
 Officer-in-Charge, TESDA  
 DDG for TESDO